

LOST IN SPACE

THE FANTASY WORLDS™
OF IRWIN ALLEN

JUPITER 2 CORRECTIONS

The new Moebius Jupiter 2 kit has a few areas where the painting instructions were slightly incorrect. In pursuit of the most accurate information possible we offer these corrections, along with a few decal placement details that were accidentally omitted.

On the set, the TV screen was white with silver trim.

Speakers have brass rim and anthracite gray face.

This area should be all sand color-no green.

This dial is half black and half yellow as shown here.

The buttons on the scope are green and red as shown.

Right: notice the colors of speaker and scope buttons.

The area behind the flight console (that meets the viewport) should be painted Flat Sand.

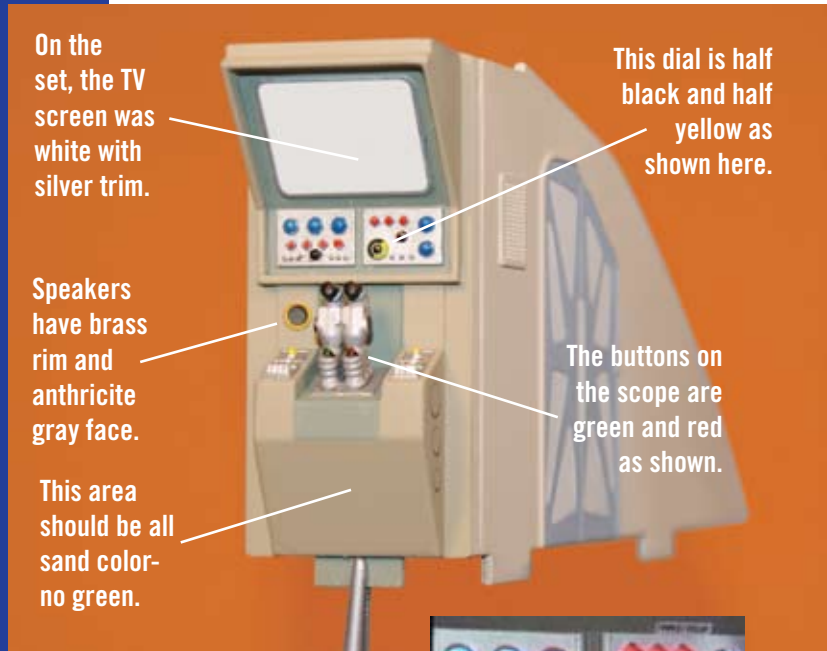
The background panels on the left and right controls should be Model Master "Wood".

Speakers have black rim and anthracite gray face.


Details of Tripod Control.

Left: a close-up of the radar screens showing color scheme for knobs and buttons.

The inner surface below the armrest should be black- the same as on the upper seat.



The device in the center of each freezing tube wall should be painted metallic purple.

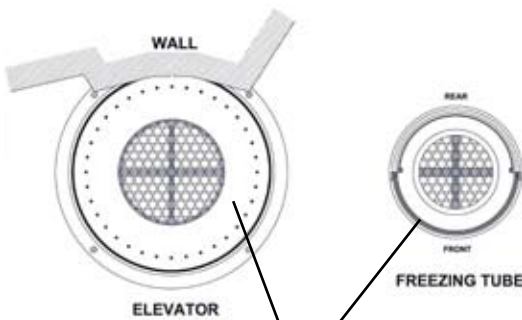


Note color of center device and that there is wiring on all devices.

Rear wall of this slot should be Yellow.



The face of this panel should be the same Wood color as the wall behind the elevator.

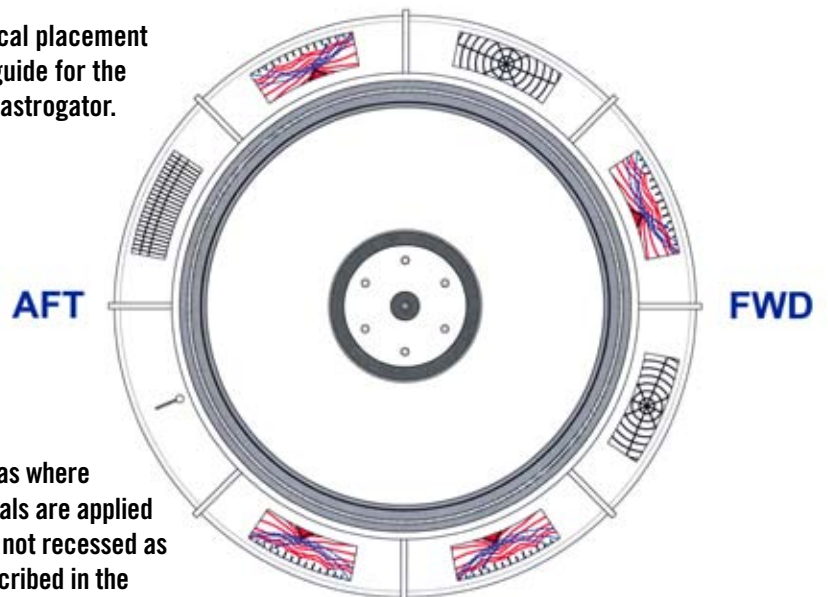


Orientation of the pattern on the clear floor inserts for the elevator & freezing tubes.

Below: This frame capture shows the details of the elevator control console.



Decal placement guide for the astrogator.



Areas where decals are applied are not recessed as described in the instruction sheet.

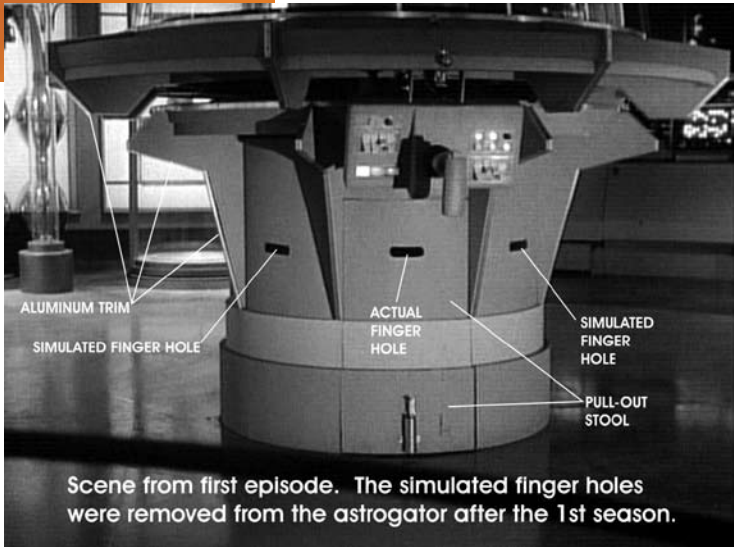


Above: This frame capture shows the aluminum trim on the edges of the astrogator console and fins.

Below: a shot from the first season that shows many of the details of the lower portion of the astrogator.




Left: this frame capture shows the details of the astrogator controls.



Scene from first episode. The simulated finger holes were removed from the astrogator after the 1st season.



(The bottom of the astrogator's mini-J2 is a yellow-green color, distinct from the light olive color on the walls & on the disk below the mini-J2. There is a black spiral design on the top of the saucer for those who wish to paint it on.)



moebiusmodels.com

Moebius Models, Glenwood, Florida. Made and Printed in China.
©2009 Moebius Models. All Rights Reserved. Recommended for ages 15 and up.

Lost in Space® is ©2009 Space Productions. All Rights Reserved. Lost in Space® and its indicia, characters and designs, are registered trademarks of Space Productions. Licensed by Synthesis Entertainment. The Fantasy Worlds of Irwin Allen® is a registered trademark of Synthesis Entertainment.